

SITE MAP OF MEMBER PAGES


(you must be logged on)

PCM / Member Pages

- **Log In**
- **Log Out**
- **Administrative**
 - **Change UserName**
 - **Change Password**
 - **Member Profile**
- **Committee Pages**
 - **Board Meeting Minutes**
 - **2006 Show Checklist**
 - **2005 Show Checklist**
- **Update Web Pages**
 - **Post a Win**
 - **Post a Litter**
 - **Edit Posted Win**
 - **Edit Posted Litter**
- **Member Directory**

member listing based on each member's profile; includes email links
- **Mailing Lists**

addresses your email to the list you select (all members, board of directors, show committee, etc)
Select List, hit **Refresh**, then **Send Mail**
- **Annual Awards Entry Form**



*Poodle Club
of Massachusetts*

**Member Pages
On Website**

poodleclubofmassachusetts.org

Username
(must be 5 to 50 characters)

Password:
(must be 5 to 20 characters)



poodleclubofmassachusetts.org

Deb Parisi
19 Chapman Road
Boxford, MA 01921-2305

Phone: 978.561.1288
Email: prispoodle@verizon.net

LOG IN

PCM / Member Pages / Log In

OR

Log in button (lower right of most screens)



Fill the screen and hit ENTER
(NOTE: Password is case sensitive)

Log In

Fill UserName and Password;
hit ENTER

Username:

Password:

Screen will show successful Log In:

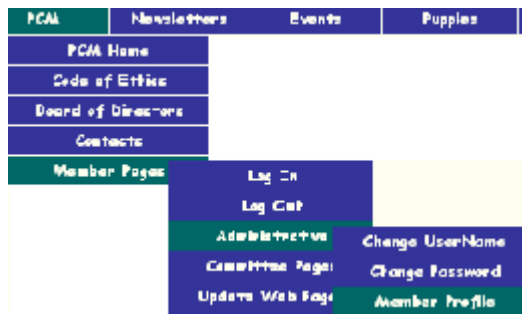
Log In Successful!

Lower right will show date, log in
and a Log Out Button

09-30-2006
You are logged in as dparis

MEMBER PROFILE

PCM / Member Pages / Administrative / Member Profile



Allows each member to update
email address
mailing address
phone numbers
kennel prefix
website url

Checkboxes indicate

- areas of interest (Variety, Colors, Activities)
- availability of puppies, adults, stud service

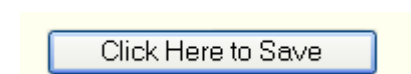
Breeder Section

(not available to provisional members)

Check at least one variety to be listed on the Breeder Directory web page available to the public (Puppies/Breeder Directory).

Checkboxes indicate whether to include your address, phone number, email address, and/or your website url on the Breeder Directory listing.

Save your changes :



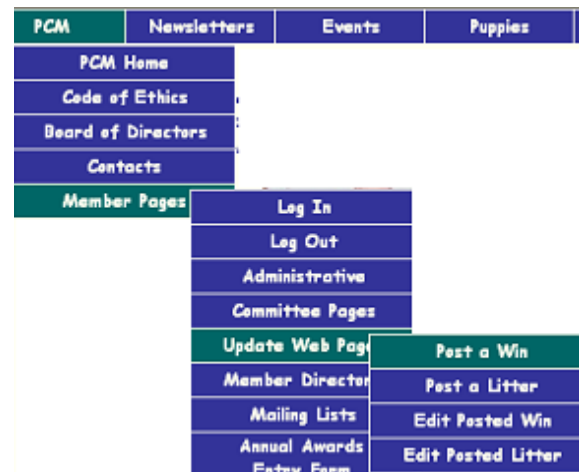
POST WINS / POST LITTERS

To update the publicly accessible pages:
Puppies / Litters
Events / Around The Rings

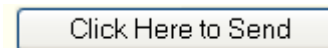
PCM / Member Pages / Update Web Pages

Then select from

- Post A Win
- Post a Litter
- Edit Posted Win
- Edit Posted Litter



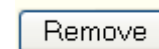
Fill the screen
And Save your changes:



TO REMOVE A LISTING

Select **Edit Posted Win** or **Edit Posted Litter**

Only your listings will be displayed
Use the Remove button:



Note* full membership is required to post a litter on the website